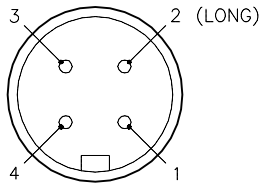
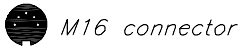


MALE END VIEW

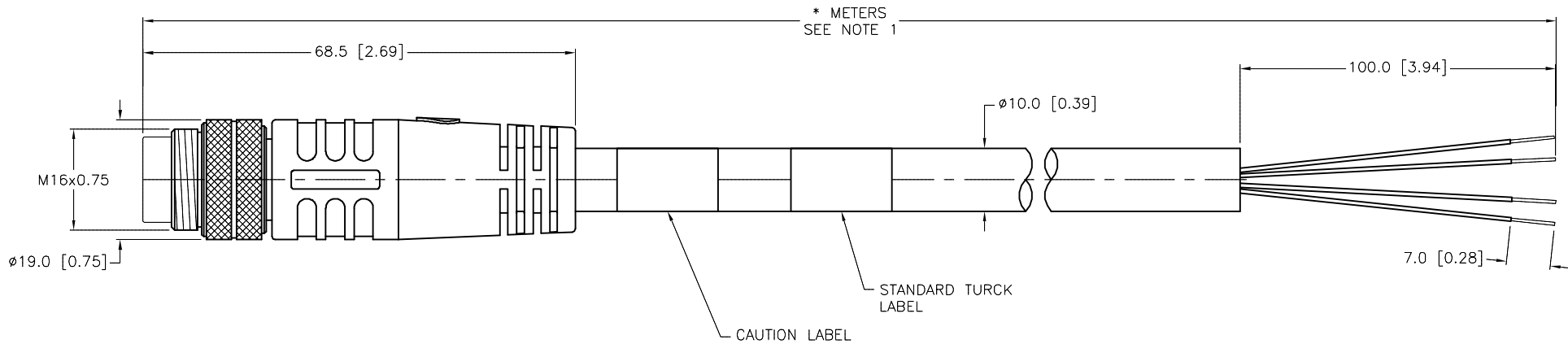


- 1 = WHITE
- 2 = GREEN/YELLOW
- 3 = BLACK
- 4 = RED



SPECIFICATIONS

CONTACT CARRIER MATERIAL/COLOR	TPU/BLACK
MOLDED HEAD MATERIAL/COLOR	TPU/BLACK
CONTACT MATERIAL/PLATING	BRASS/GOLD
COUPLING NUT MATERIAL/PLATING	BRASS/NICKEL
RATED CURRENT [A]	15.0 A
RATED VOLTAGE [V]	600 V
OUTER JACKET MATERIAL/COLOR	PVC/BLACK
CONDUCTOR INSULATION MATERIAL	PVC/NYLON (NYLON OVERCOAT)
NUMBER OF CONDUCTORS [AWG]	4x14 AWG
TEMPERATURE RANGE	-40°C TO +90°C (-40°F TO +194°F)
PROTECTION CLASS	MEETS IEC IP67



CABLE LENGTH	TOLERANCE*
ALL LENGTHS	+ 4% (OR 50mm) OF LENGTH - 0% (OR 0mm) OF LENGTH WHICHEVER IS GREATER
STRIP LENGTH	TOLERANCE*
0-7mm	±0.5mm
8-29mm	±1.0mm
30-49mm	±2.0mm
50-69mm	±3.0mm
70-100mm	±4.0mm
OVER 100mm	±5.0mm

* UNLESS OTHERWISE SPECIFIED

CAUTION:
RISK OF ELECTRICAL SHOCK
DO NOT DISCONNECT UNDER LOAD

SOURCE DRAWING - FOR REFERENCE ONLY

NOTES:
1. "*" INDICATES CABLE LENGTH IN METERS. CONTACT TURCK TO ORDER SPECIFIC LENGTHS.

RELATED DOCUMENTS	3RD ANGLE PROJECTION	THIS DRAWING IS CONFIDENTIAL AND THE PROPERTY OF TURCK INC. USE OF THIS DOCUMENT WITHOUT WRITTEN PERMISSION IS PROHIBITED.		3000 CAMPUS DRIVE MINNEAPOLIS, MN 55441 1-800-544-7769 (763) 553-7300 (763) 553-0708 fax www.turck.us	
1.		DRFT	GAR	DATE	12/20/06
2.		APVD		SCALE	1=1.0
3.	ALL DIMENSIONS DISPLAYED ON THIS DRAWING ARE FOR REFERENCE ONLY	UNIT OF MEASUREMENT			DESCRIPTION
4.		MILLIMETER [INCH]			
MATERIAL	CONTACT TURCK FOR MORE INFORMATION	IDENTIFICATION NO.			REV
SEE SPECIFICATIONS		BSM 44-193-*			M
FINISH	DO NOT SCALE THIS DRAWING	FILE: 777014871			SHEET 1 OF 1
SEE SPECIFICATIONS					

M	UPDATED GRN CONDUCTOR TO GRN/YELLOW PER ECO	TV	08/15/17	60452
REV	DESCRIPTION	BY	DATE	ECO NO.